



Name: _____

Color the Trees


Directions: Color the tree to match the season written under it.




Spring



Winter



Fall




















Summer

Name: _____

Tree Planting Patterns

Direction: Cut and paste the pictures to continue the pattern.


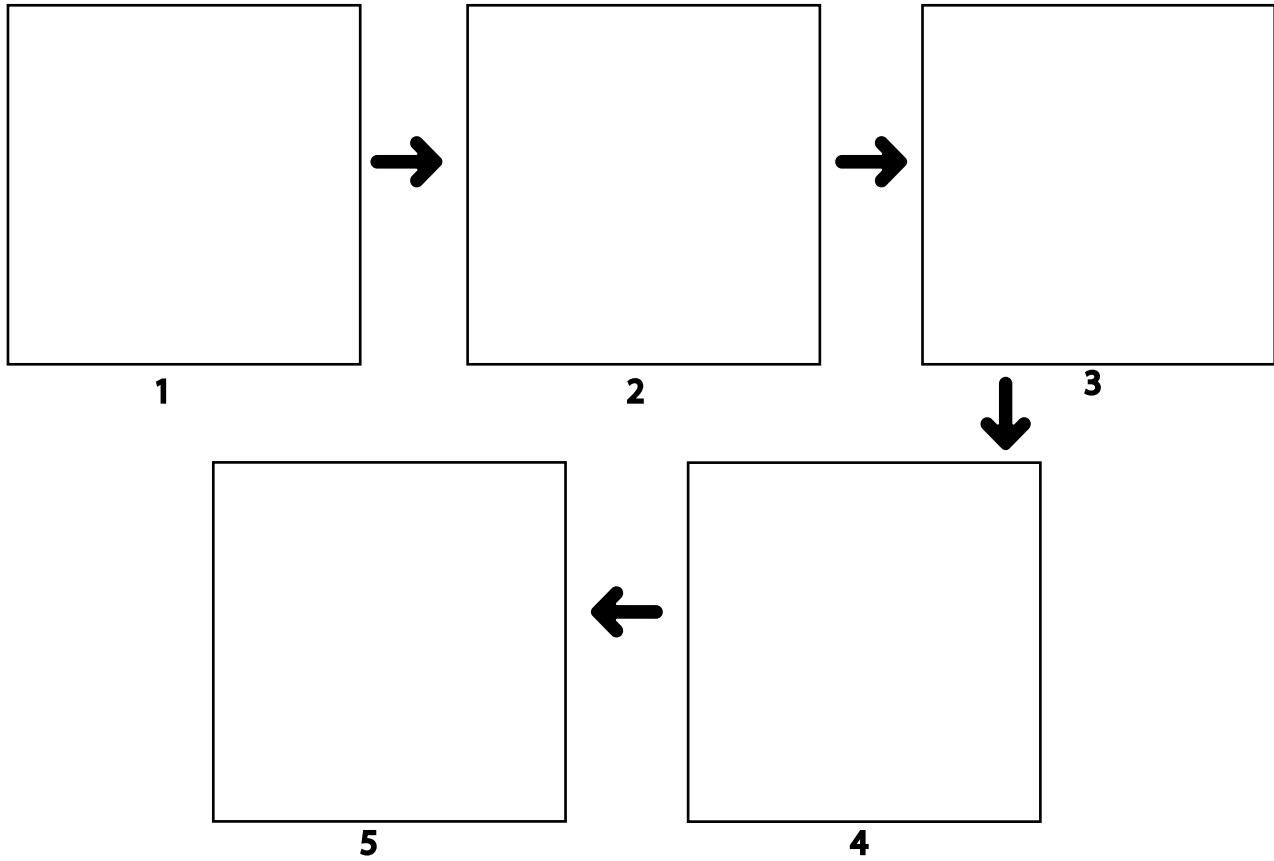


Name: _____

How a Tree Grows


Directions: Trees are very important. Cut the picture out below and paste them in order to show a tree grows.



Name: _____

Parts of a Tree

Directions: Write the correct answer inside the box.



Name: _____

Plant in Parts

Directions: Match the following pictures with their names.

Roots

•


•



Leaves

•


•



Trunk

•

•



Fruit

•

•



Name: _____

What do plants need?

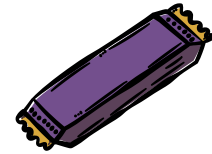
Directions: Circle things that plants need to grow.



Air




Yogurt



Candy




Juice



Water



Soil with nutrients



Sunlight




Fries

Name: _____

Color the tree

1- Green 

2- Brown 

3- Blue 

