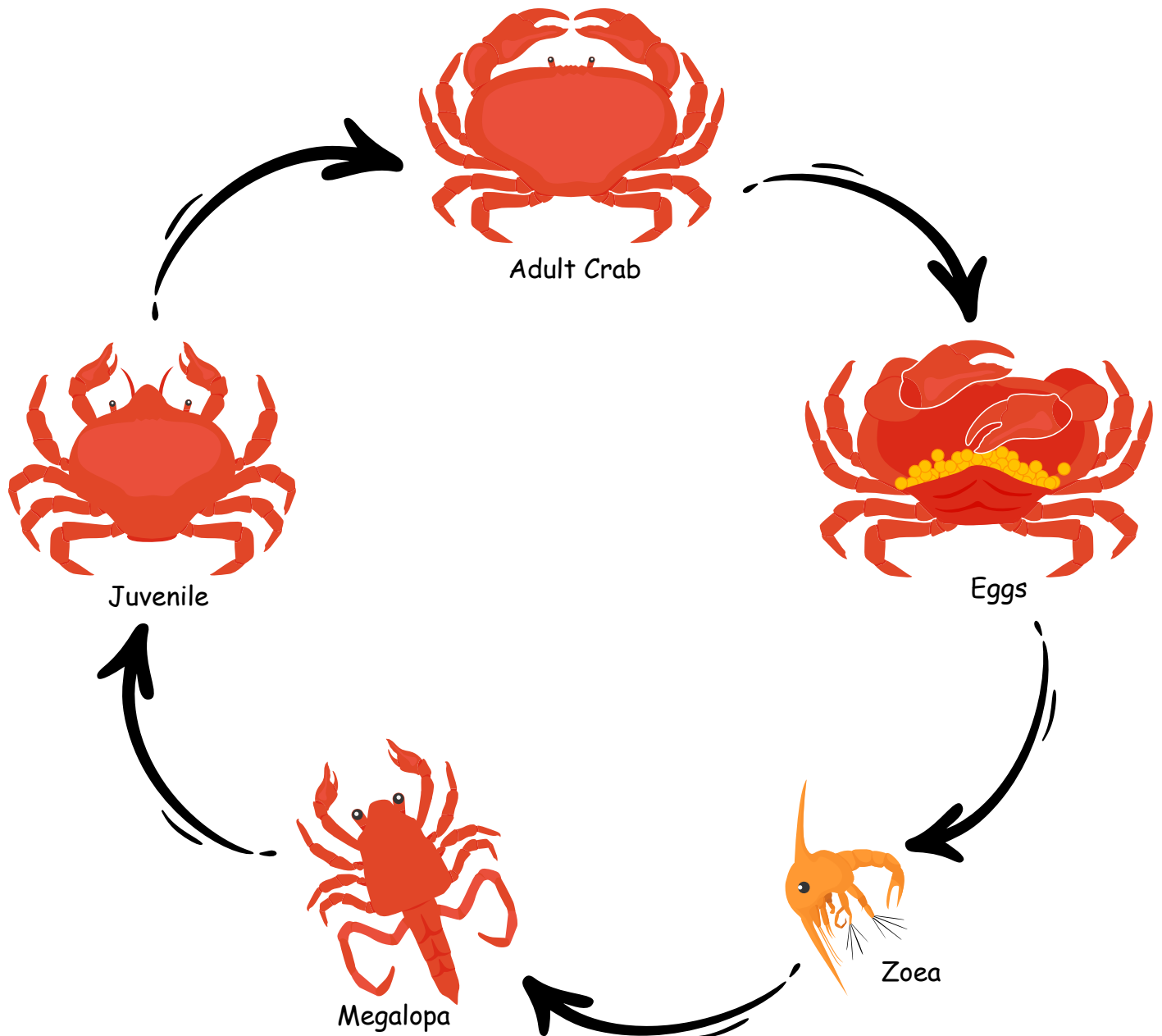
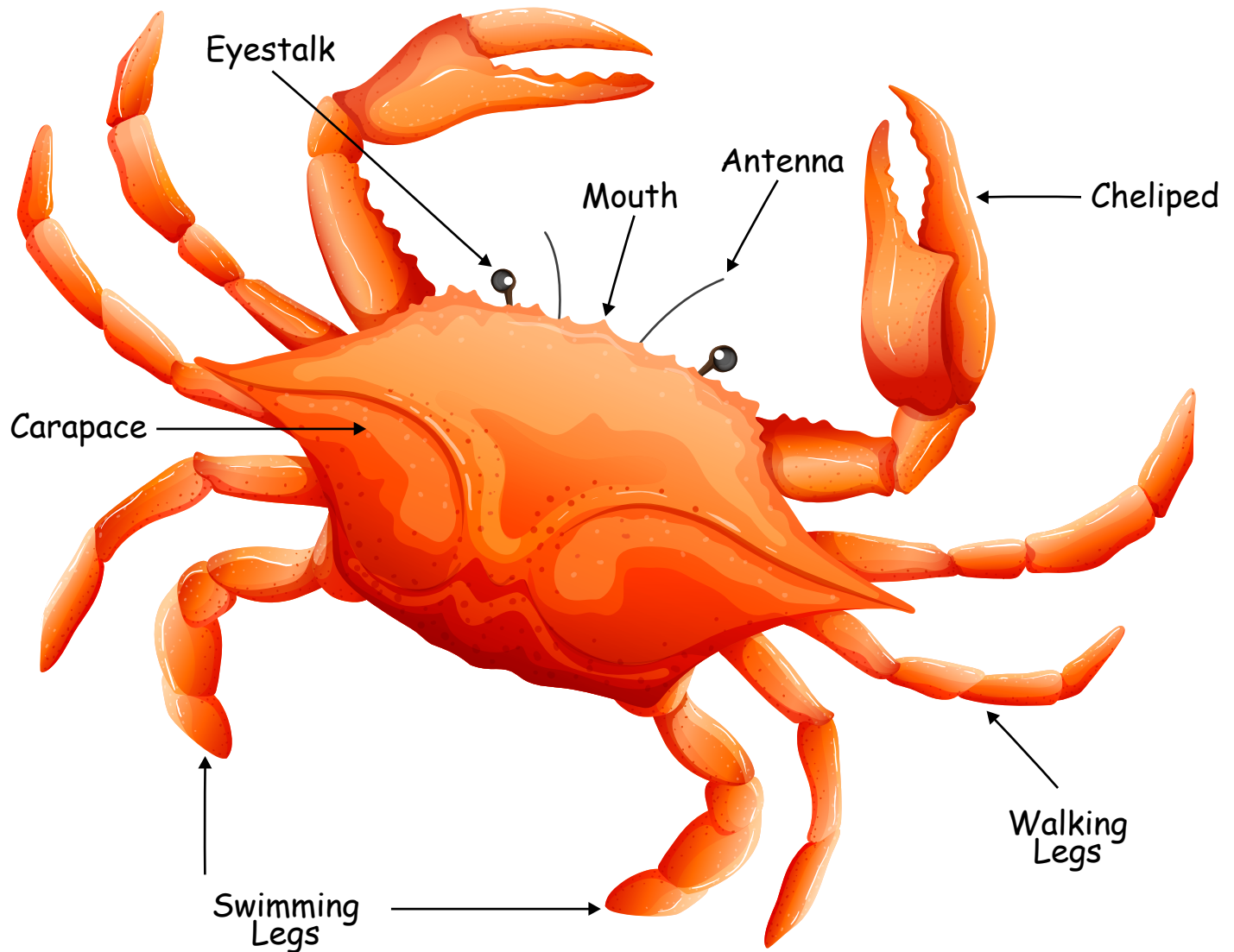


Crab Life Cycle



Parts of a Crab




Fun Facts:

- Crabs have 10 legs.
- Crabs can swim.
- The front two legs have claws.
- The back two legs help crabs swim.
- Crabs have two eyestalks. Any eyestalk may be long.
- Crabs have hard outer shell.
- Crabs can molt or shed their shell as they grow.

Name: _____

Label a Crab

Directions: Label the parts of a common crab by using the word box below.



Walking Legs	Antenna	Eyestalk	Swimming Legs
Carapace	Mouth	Cheliped	

Name: _____

Anatomy of a Crab

Directions: Match the following parts of the crab to their functions.

1. _____ Chelipeds

2. _____ Propodus

3. _____ Walking Legs

4. _____ Rostrum

5. _____ Eye

6. _____ Carapace

7. _____ Carpus

8. _____ Merus

A. Crustacean limb, especially in a claw-bearing limb

B. Also named claw, nipper, or pincer, is a pincer-like organ terminating certain limbs of some arthropods

C. Used to move around sideways


D. A stiff snout or anterior prolongation of the head

E. Hard upper shell

F. The group of small bones between the main part of the forelimb and the metacarpus

G. Largest section of the leg

H. Used for vision



Name: _____

All About Crabs

3-2-1 Organizer

3 Things
I have learned

1. _____
2. _____
3. _____

2 Interesting
Facts

1. _____
2. _____


1 Question
I still have

1. _____



Name: _____

Crab Observation


Describe each stage of a crab's life cycle.



What does a crab look like?



Where do crabs live?



How does a crab keep itself safe?



List some things that crabs eat:



Name: _____

Life of a Crab

*Directions: Cut and paste the life cycle of a crab into the correct order.
Then write a few sentences about it.*


<i>First,</i>	<i>paste here</i>	<i>Next,</i>	<i>paste here</i>
<i>Then,</i>	<i>paste here</i>	<i>Last,</i>	<i>paste here</i>

First,

Next,


Then,

Last,



Name: _____

Crabs



can

have

are