

# Christmas Preschool

Activities for  
PRESCHOOL



Name: \_\_\_\_\_

# Find the Letter C

Color the circles that have an uppercase letter "C" inside them.

A grid of 50 circles arranged in approximately 10 rows and 5 columns. Each circle contains either an uppercase letter 'C' or an uppercase letter 'O'. The letters are scattered throughout the grid, with 'C's appearing in the following approximate positions (row, column): (1,2), (1,3), (1,5), (2,1), (2,2), (2,4), (2,6), (3,1), (3,2), (3,4), (3,5), (3,7), (4,1), (4,2), (4,4), (4,5), (4,7), (4,8), (5,1), (5,2), (5,4), (5,5), (5,7), (5,8), (6,1), (6,2), (6,4), (6,5), (6,7), (6,8), (6,9), (7,1), (7,2), (7,4), (7,5), (7,7), (7,8), (7,9), (8,1), (8,2), (8,4), (8,5), (8,7), (8,8), (8,9), (9,1), (9,2), (9,4), (9,5), (9,7), (9,8), (9,9), (10,1), (10,2), (10,4), (10,5), (10,7), (10,8), (10,9).





C is for

Christmas

Trace the uppercase letters.

C C C C C

C C C C C

Trace the lowercase letters.


c c c c c c

c c c c c c

Name: \_\_\_\_\_

# Christmas Tree Maze




Find your way through the maze.



Name: \_\_\_\_\_

# Trace and Color



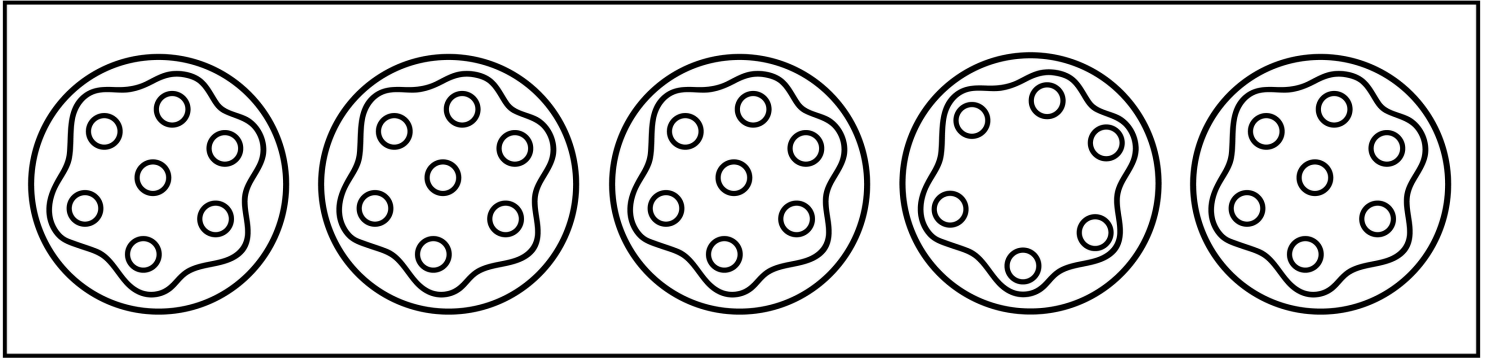
Trace the lines and color the gifts.



Name: \_\_\_\_\_

# Which is Different?

Color the object that is different.



Name: \_\_\_\_\_

# Missing Number

Fill in the missing number in the sequence.

1	2			5
		8	9	
	12		14	
16		18		20




Name: \_\_\_\_\_

# Let's Count!

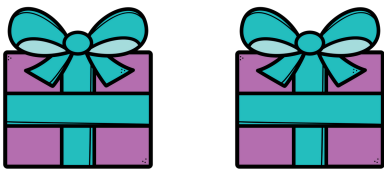
Color the number that matches the total number of objects.




7      8      9



1      2      3




5      6      7



10      11      12



2      3      4



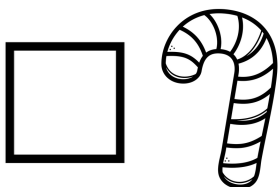

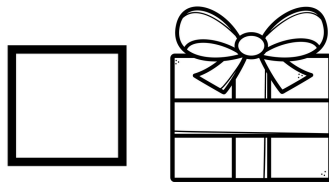
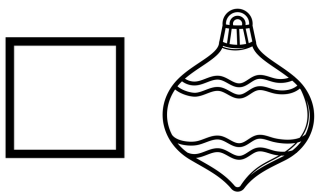



4      5      6

Name: \_\_\_\_\_

# Count and Color


Count and color the following objects.



Name: \_\_\_\_\_

# Number Puzzle


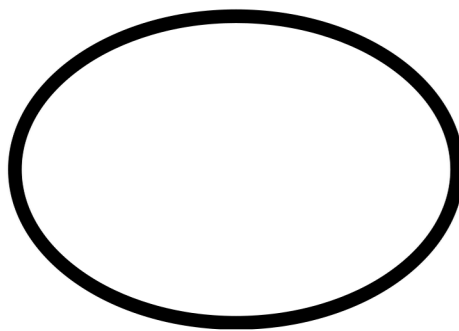
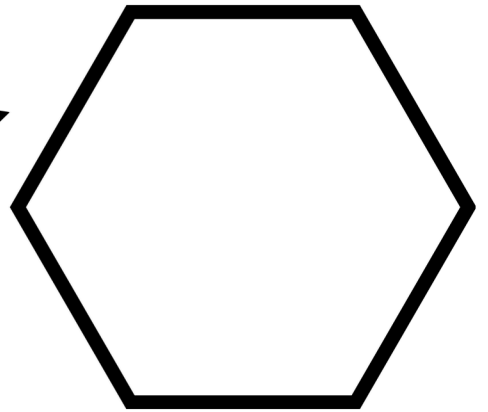

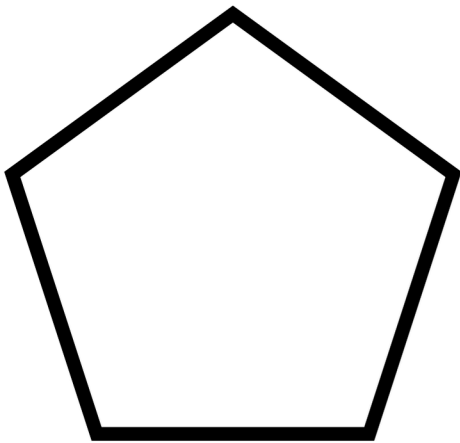
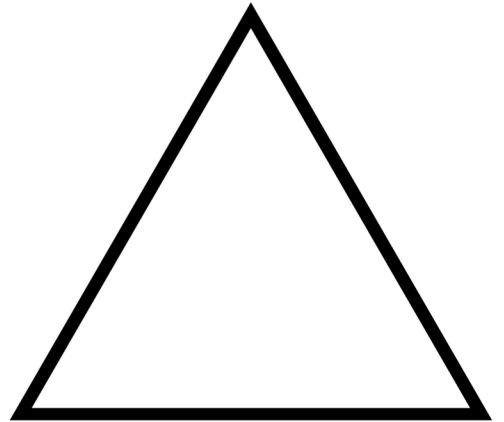


Color the Christmas tree and cut out the pieces, mix them, and then put them back together in numerical order.



Name: \_\_\_\_\_

# Matching Shapes

Cut and paste the matching shapes.





# Terms and Conditions of Use

This file is for personal, classroom, or public library use only. By using this resource, you agree that you will not copy or reproduce the files except for your own personal, non-commercial use.

## You May...

- Print as many copies as you would like to use in your own classroom, home, or public library.
- Share the link to this product with friends, family, and colleagues

## You May Not...

- Claim the files as your own.
- Alter the files in any way.
- Sell or in anyway profit from the files.
- Print the files and then sell the printed copies to others.
- Store or distribute the files on any other website or another location where others are able to electronically retrieve them (for example: Amazon Inspire, Dropbox, 4Shared, Media fire, Facebook groups and forums, etc.)

Clip art created by:

