



Name: _____

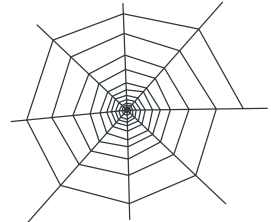
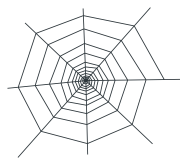




TRACE THE NUMBERS



Name: _____

BIG

Directions: Color and circle the big object in each row.



Name: _____

SMALLEST


Directions: Color and circle the smallest object in each row.




Name: _____

HALLOWEEN COUNTING!


Directions: Color and count the items in each group and match with the correct number.



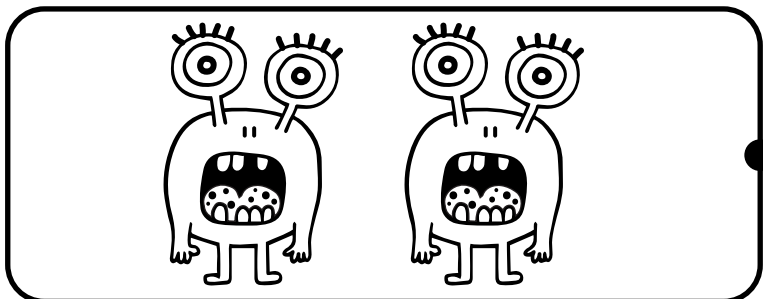
1




2



3



4




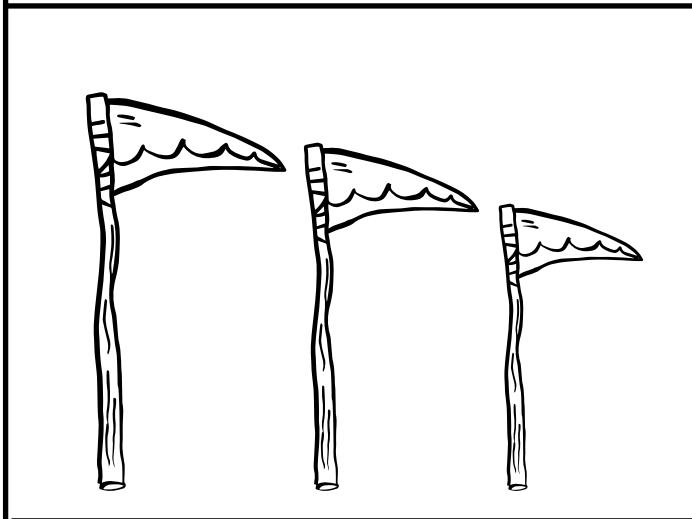



5

Name: _____

TALLEST


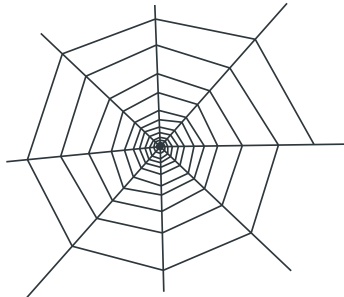




Directions: Color and circle the tallest object in each row.



Name: _____

HALLOWEEN COUNTING

Directions: Color and count the following objects below and put the answers inside the box.

 <input data-bbox="651 653 777 779" type="text"/>	 <input data-bbox="1268 653 1395 779" type="text"/>
 <input data-bbox="651 1140 777 1266" type="text"/>	 <input data-bbox="1268 1140 1395 1266" type="text"/>
 <input data-bbox="651 1633 777 1759" type="text"/>	 <input data-bbox="1268 1633 1395 1759" type="text"/>

Name: _____

READ THE NUMBERS COLOR THE AMOUNT

3



1



0



2



5



4



Name: _____

THE SCARECROW & ITS PUMKINS

Directions: Cut out the pumpkins. Paste them in the correct number order.

