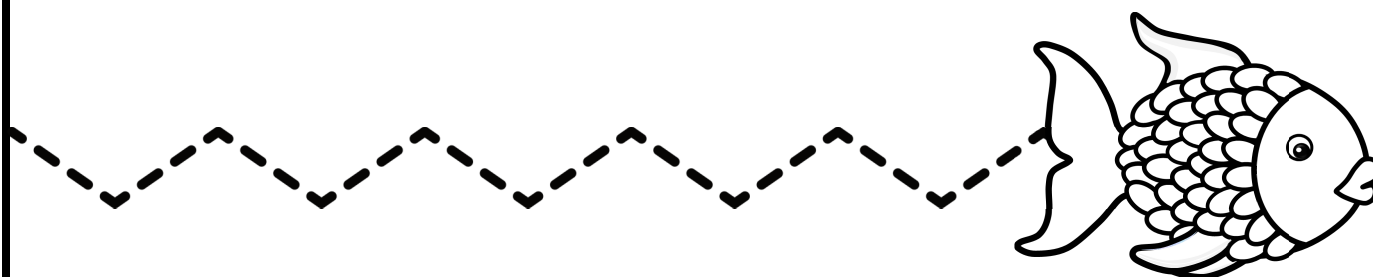




Name: \_\_\_\_\_

# Rainbow Fish Tracing


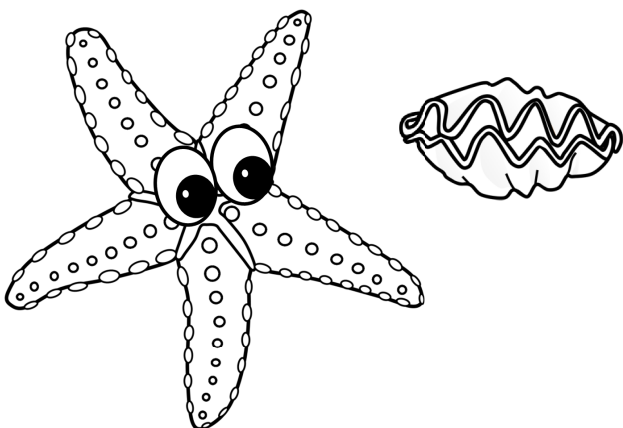
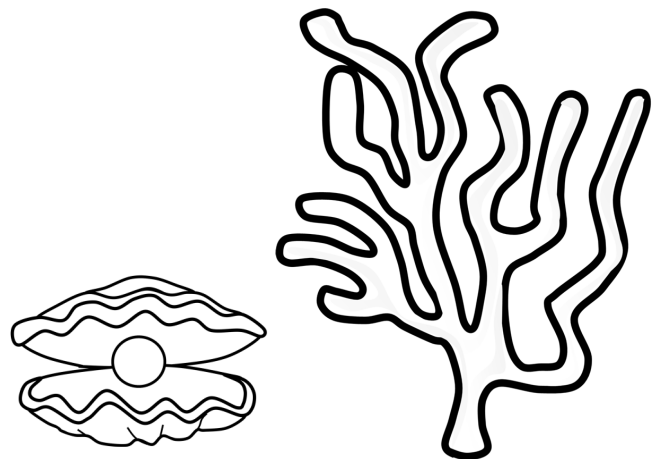



Directions: Trace the lines.



Name: \_\_\_\_\_

# Rainbow Fish Sizes











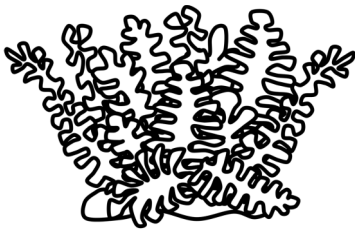








Directions: Color the picture that is bigger in each box.



Name: \_\_\_\_\_

# Rainbow Fish Differences

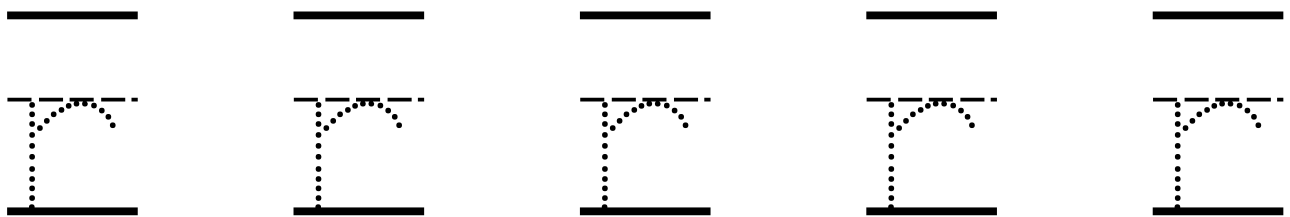
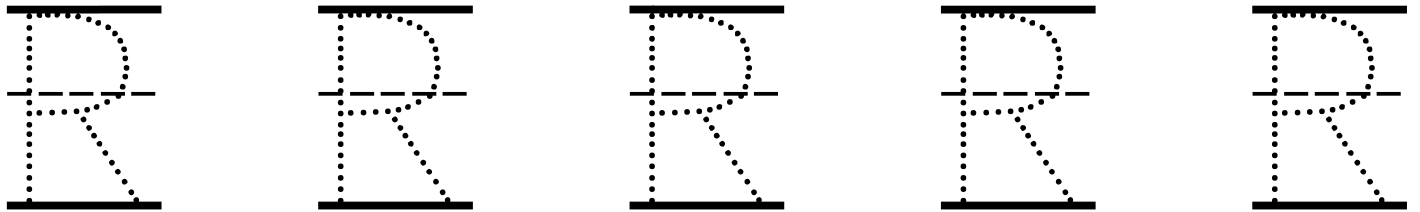

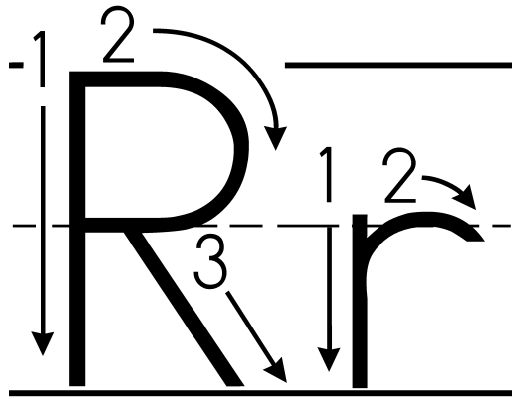
Directions: Mark the picture that is different in each row.



Name: \_\_\_\_\_

# R is for Rainbow Fish


Directions: Trace and write the letters.




Name: \_\_\_\_\_

# Rainbow Fish Counting

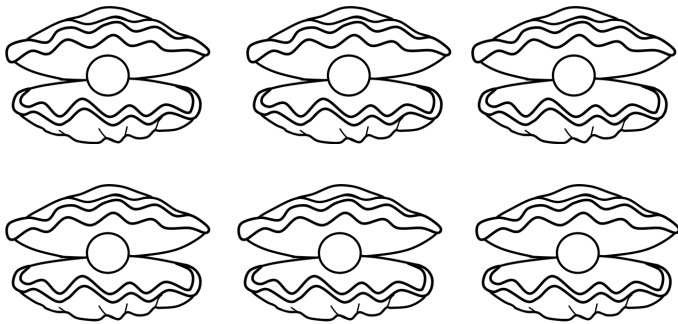
Directions: Count the pictures and circle the correct number.




2                  3                  5



7                  1                  4




5                  6                  8



1                  7                  4




0                  8                  3



6                  5                  3

# Label the Rainbow Fish

Name: \_\_\_\_\_



Directions: Cut and glue the labels on the fish.

scales    mouth    tail    eye    fin

# Terms and Conditions of Use

This file is for personal, classroom, or public library use only. By using this resource, you agree that you will not copy or reproduce the files except for your own personal, non-commercial use.

You May...	You May Not...
<ul style="list-style-type: none"><li>• Print as many copies as you would like to use in your own classroom, home, or public library.</li><li>• Share the link to this product with friends, family, and colleagues.</li></ul>	<ul style="list-style-type: none"><li>• Claim the files as your own.</li><li>• Alter the files in any way.</li><li>• Sell or in anyway profit from the files.</li><li>• Print the files and then sell the printed copies to others.</li><li>• Store or distribute the files on any other website or another location where others are able to electronically retrieve them (for example: Amazon Inspire, Dropbox, 4Shared, Mediafire, Facebook groups and forums, etc.)</li></ul>

Clip art created by:

