




Name: \_\_\_\_\_

# TRACE THE NUMBERS







Name: \_\_\_\_\_

# BIG







Directions: Circle the big object in each row.



Name: \_\_\_\_\_

# SMALLEST


Directions: Circle the smallest object in each row.




Name: \_\_\_\_\_

# THANKSGIVING COUNTING!

**Directions:** Count the items in each group and match with the correct number.



1




2



3



4




5

Name: \_\_\_\_\_

# TALLEST







Directions: Circle the tallest object in each row.



Name: \_\_\_\_\_

# THANKSGIVING COUNTING

**Directions:** Count the following objects below and put the answers inside the box .

 <input data-bbox="649 651 776 777" type="text"/>	 <input data-bbox="1266 651 1396 777" type="text"/>
 <input data-bbox="649 1144 776 1270" type="text"/>	 <input data-bbox="1266 1144 1396 1270" type="text"/>
 <input data-bbox="649 1627 776 1753" type="text"/>	 <input data-bbox="1266 1627 1396 1753" type="text"/>

Name: \_\_\_\_\_

# READ THE NUMBERS COLOR THE AMOUNT

3



1



0



2



5




4



Name: \_\_\_\_\_

# THE TURKEY & THE PUMPKINS

**Directions:** Cut out the pumpkins. Paste them in the correct number order.

5	10	4	7	2
8	1	6	3	9