



Name: _____

HALLOWEEN ADDITION


Directions: Add and color the following items below.



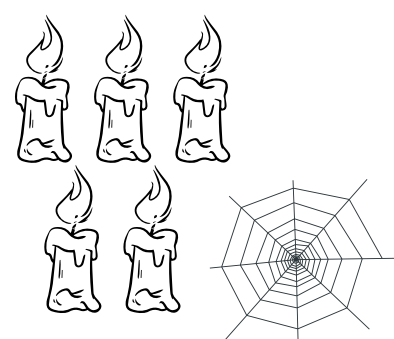
$3+3=$ _____



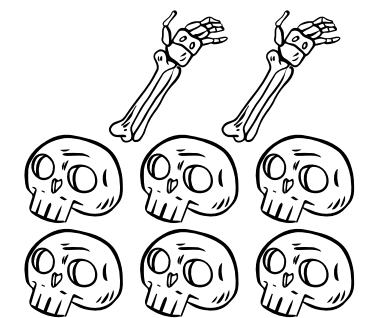
$2+4=$ _____




$2+3=$ _____




$5+1=$ _____




$2+6=$ _____




$1+1=$ _____



$3+5=$ _____



$7+2=$ _____




$1+2=$ _____

Name: _____

MISSING NUMBERS

Directions: Fill the missing numbers.




Name: _____

HALLOWEEN THINGS SUBTRACTION

Directions: Use the pictures to complete the equation. Color the objects.



$4 - 2 = \square$




$9 - 4 = \square$



$8 - 3 = \square$



$6 - 3 = \square$



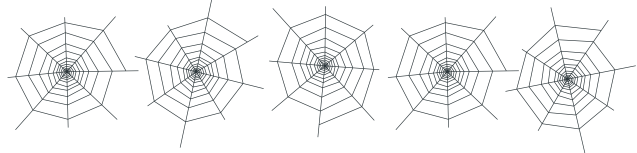
$10 - 4 = \square$



$8 - 4 = \square$



$7 - 3 = \square$



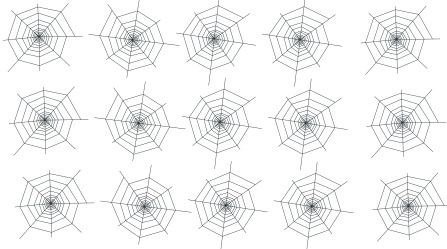


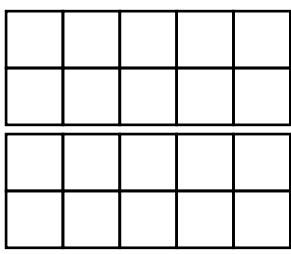

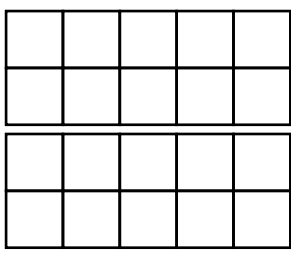

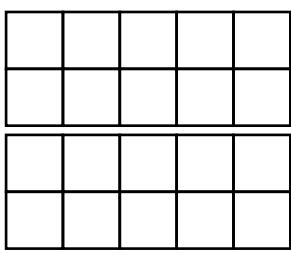


$5 - 3 = \square$

Name: _____

HOW MANY?

Directions: Count the object, complete the frame and color the number.

COUNT	COMPLETE THE FRAME	COLOR THE NUMBER
		12 13 14
		13 14 15
		16 17 18
		18 19 20
		12 13 14

Name: _____



COMPARING NUMBERS

Directions: Use the greater than, less than, and equal to signs to compare.

$14 \square 14$

14

$40 \square 43$

43

$23 \square 17$

17

$29 \square 27$

27

$38 \square 61$

61

$15 \square 18$

15

18

$20 \square 31$

31

$50 \square 50$

50

50

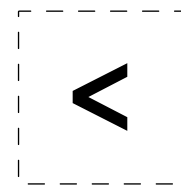
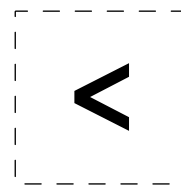
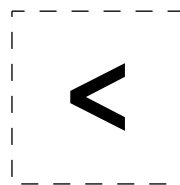
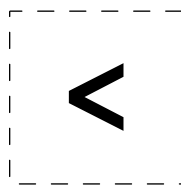
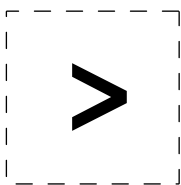
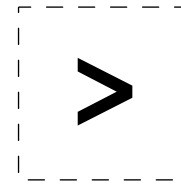
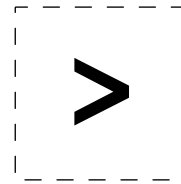
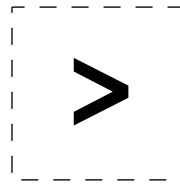
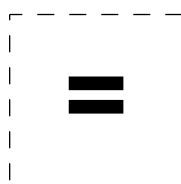
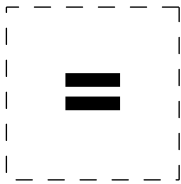
$82 \square 74$

74

$64 \square 49$

64

49



Name: _____

SPOOKY TIME!

Directions: Draw the hands of the clock to show the given time.



7:00




4:00



1:00



6:00



2:00



3:00

Name: _____



NUMBER ORDER

Directions: Put the numbers in order from least to greatest.



69, 23, 10, 13, 28 <input type="text"/> <input type="text"/> <input type="text"/> <input type="text"/> <input type="text"/>	20, 14, 19, 98, 15 <input type="text"/> <input type="text"/> <input type="text"/> <input type="text"/> <input type="text"/>
34, 55, 70, 83, 23 <input type="text"/> <input type="text"/> <input type="text"/> <input type="text"/> <input type="text"/>	90, 99, 88, 36, 58 <input type="text"/> <input type="text"/> <input type="text"/> <input type="text"/> <input type="text"/>
40, 55, 80, 15, 13 <input type="text"/> <input type="text"/> <input type="text"/> <input type="text"/> <input type="text"/>	42, 69, 90, 29, 7 <input type="text"/> <input type="text"/> <input type="text"/> <input type="text"/> <input type="text"/>
99, 75, 11, 64, 53 <input type="text"/> <input type="text"/> <input type="text"/> <input type="text"/> <input type="text"/>	102, 85, 34, 56, 64 <input type="text"/> <input type="text"/> <input type="text"/> <input type="text"/> <input type="text"/>
10, 5, 73, 16, 50 <input type="text"/> <input type="text"/> <input type="text"/> <input type="text"/> <input type="text"/>	78, 67, 50, 40, 13 <input type="text"/> <input type="text"/> <input type="text"/> <input type="text"/> <input type="text"/>
25, 10, 46, 22, 17 <input type="text"/> <input type="text"/> <input type="text"/> <input type="text"/> <input type="text"/>	60, 34, 52, 17, 29 <input type="text"/> <input type="text"/> <input type="text"/> <input type="text"/> <input type="text"/>

Name: _____

BEFORE AND AFTER

Directions: Write the number that comes before and after.

	32	
--	----	--

	25	
--	----	--

	82	
--	----	--

	32	
--	----	--

	40	
--	----	--

	15	
--	----	--

	52	
--	----	--

	27	
--	----	--

	12	
--	----	--

	24	
--	----	--

	30	
--	----	--

	65	
--	----	--

	65	
--	----	--

	10	
--	----	--

	92	
--	----	--

	47	
--	----	--

Name: _____



TIME BY THE HOUR

Directions: Write the time shown in each clock.

1. _____



6. _____



2. _____



7. _____



3. _____



8. _____



4. _____



9. _____



5. _____



10. _____

