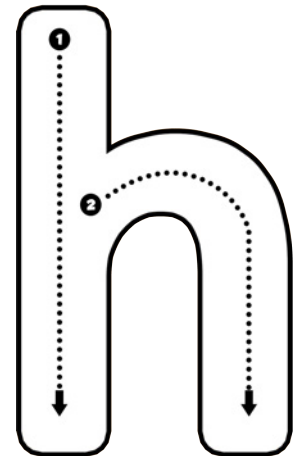
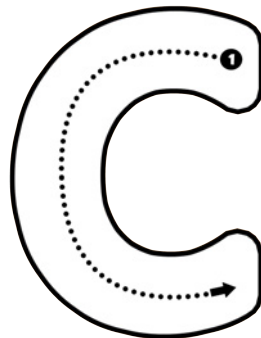

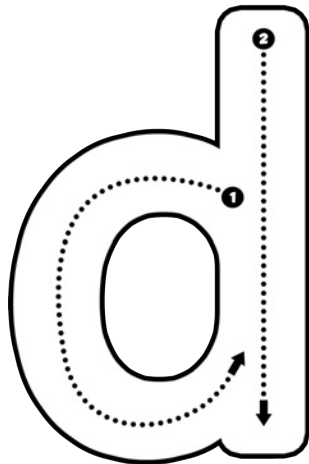

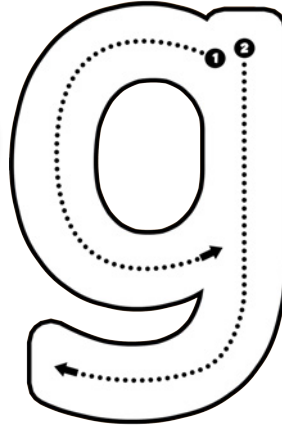
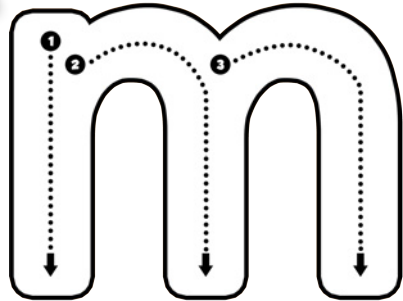
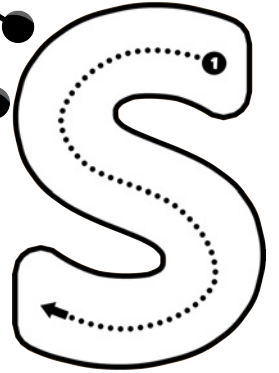

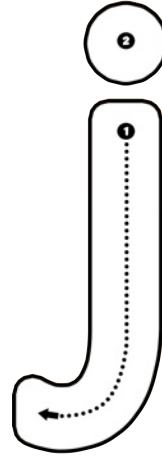
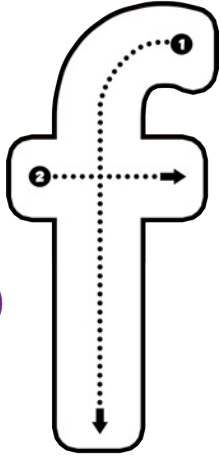


**This printable is not to be shared - even if you got it for free. This is your personal copy.**




© Copyright 2018 Homeschool Preschool. All rights reserved. The pictures used in this printable were purchased from **Pretty Grafik**. They are copyrighted by the original owner.

You may copy the pages in this pack for **PERSONAL** and **SINGLE CLASSROOM** use only.

Directions: Say the name of each picture, and trace the beginning sound.




















Directions: Cut the puzzles apart for your little ones to reassemble.







Directions: Cut apart the clip cards. Say the name of each image, and clip the correct number of syllables.



Directions: Place a small pom pom, gem, or bead in each circle.



Directions: Name each item, and trace its name.



bat



werewolf



vampire



black cat



ghost



witch



Frankenstein



candy



tombstone



spider



mummy



candy corn

Directions: Dot the beginning sound.



d

b

p



h

n

d



g

q

j



x

y

w



q

p

j



b

h

t



n

u

m



o

c

s



c

o

q



a

c

e



f

c

o



e

g

c