
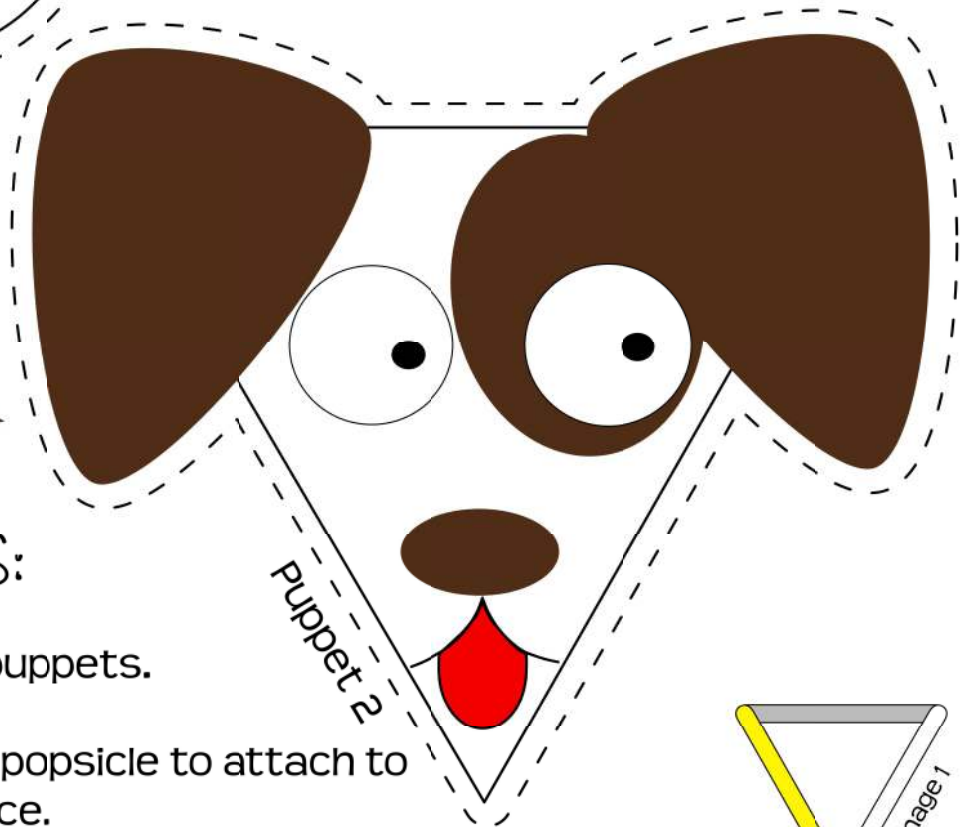


# Popsicle Stick Puppets: Dog



You will need:

- This printable
- 5 Popsicle sticks
- liquid glue
- Glue stick



## Instructions:

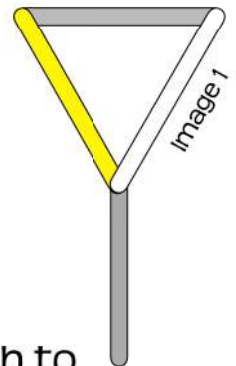
Print and cut out puppets.

For puppet 1:


- Use glue stick on popsicle to attach to back of puppy's face.

For puppet 2:

- Use liquid glue to make a triangle with 3 popsicle sticks and glue 1 stick to a corner for a handle. (See image 1.)
- After glue has dried, use glue stick on popsicle to attach to back of puppy's face.

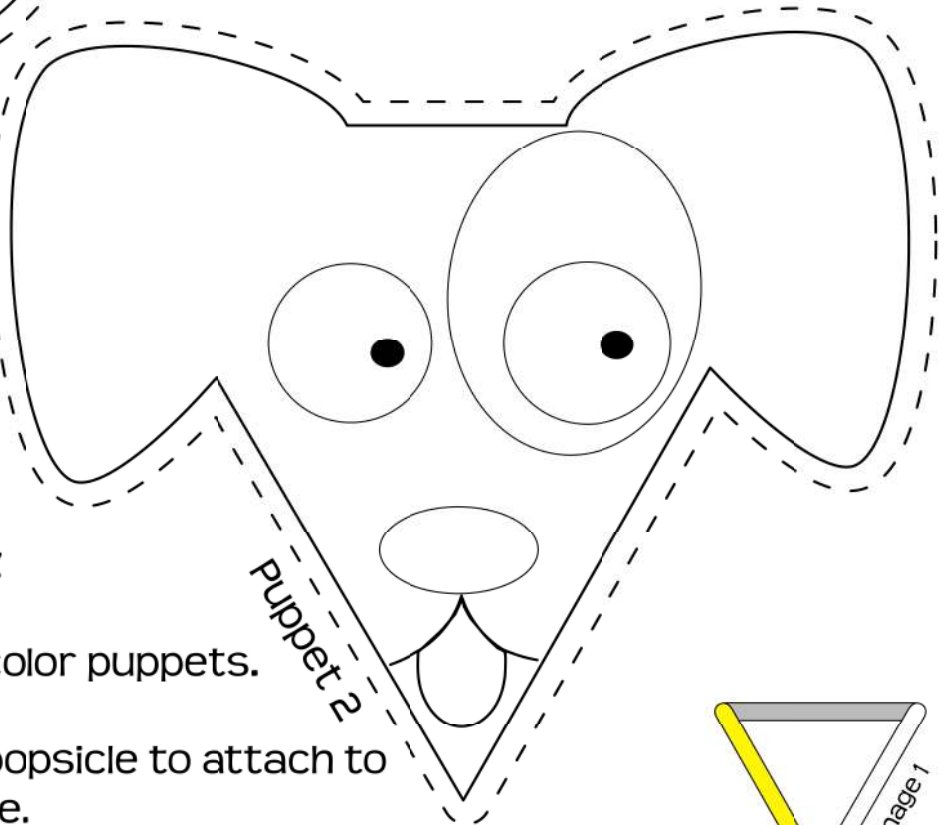


# Popsicle Stick Puppets: Dog



You will need:

- This printable
- 5 Popsicle sticks
- Liquid glue
- Glue stick



## Instructions:

Print, cut out, and color puppets.

For puppet 1:

- Use glue stick on popsicle to attach to back of puppy's face.

For puppet 2:

- Use liquid glue to make a triangle with 3 popsicle sticks and glue 1 stick to a corner for a handle. (See image 1.)
- After glue has dried, use glue stick on popsicle to attach to back of puppy's face.

